

**SHAMBHU DAYAL GLOBAL SCHOOL  
CLASS – PREP**

Dear parents,  
It's vacation time again, a time to relax as well as to fruitfully occupy the children and keep their energies well directed. We seek you to lend your support and motivate your child. We have planned some activities to keep the children positively engaged.

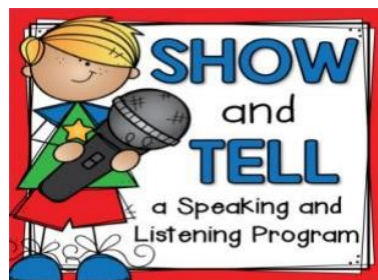
**"Reading is fun, loads of fun"** :Introduce your child to picture book, story books and converse with them to develop their vocabulary and communication skills by encouraging them to talk about the pictures they see in the storybook on their own and ask to recall some characters and incidents of the story by asking simple questions related to the story.

Suggested story book series:

- Bubbles
- Bruno
- Noddy



**Show and Tell:** Child can choose any one object from their surrounding and encourage them to speak few lines on it. Prepare him/her to share and present that is special to your child—a toy, a book, a photo in the class. Child can use props or pictures for this activity.



SUB-ENGLISH



# Action Verbs Multiple Choice


Look at each picture. Read and tick  the correct action verb.

1.   wash  
 fly  
 wear  
 draw


I can ..... a kite.

2.   draw  
 drive  
 ride  
 wash

I will ..... my bike.

3.   wash  
 draw  
 wear  
 eat

I will ..... the vegetables.

4.   ride  
 swim  
 wash  
 run

He can ..... in the pool.

5.   dry  
 wipe  
 wash  
 draw

I will ..... my hands.

6.   jump  
 fly  
 run  
 walk

I can ..... high.

Q: Fill in the opposites from the words given in the word bank below:

happy, full, right, sad, hungry, left



\_\_\_\_\_



\_\_\_\_\_



\_\_\_\_\_



\_\_\_\_\_



\_\_\_\_\_



\_\_\_\_\_

SUB- MATHS

Name

Date



Subtract and color the answers



$3 - 1 =$     

$9 - 3 =$     

$7 - 4 =$     

$10 - 5 =$     

$9 - 1 =$     








$8 - 1 =$     

SUB- UNIT OF INQUIRY

Name: \_\_\_\_\_

Topic: Animals

Write the name of the baby animal.

	Animal	Baby
a.		Bear -----
b.		Dog -----
c.		Cow -----
d.		Pig -----
e.		Horse -----
f.		Kangaroo -----
g.		Deer -----



**Time for fun with music:** Rhymes play an important role in the growth and development of children. It helps them to develop auditory skills, modulate voice and speech development. So, to enhance these skills and have fun with music, make your child listen to rhymes and learn at least two rhymes. Links for your reference is given below:

<http://youtu.be/66SAHO2H-J0>

<http://youtu.be/kK8FMTO-zks>

<http://youtu.be/JdGsFX9nhsQ>

<http://youtu.be/F6QOrTUfDo>



Revise and complete the worksheet attached.

**Thanks for your co-operation.**



Name: \_\_\_\_\_

# Colorful BELLS


Spin a color word and color the matching bell.



A collection of bells with color words and a snowman with a color wheel. The bells are scattered around the snowman, each with a color word written on it. The snowman is wearing a hat and a scarf, and has a color wheel on its belly. The color wheel is divided into eight sections, each with a color word: blue, red, yellow, orange, purple, green, white, and black. The snowman is holding a stick in its right hand and a stick in its left hand. The entire scene is enclosed in a decorative border.

blue	red
yellow	orange
purple	green
white	black

This easy snowman craft is great for kids of all ages, even preschool and Kindergarten using Styrofoam cups. Kids will have so much fun making a cute Styrofoam cup snowman craft all bundled up for winter with a few simple supplies. Making this adorable snowman craft is a great idea at home or in the classroom.



#### **CRAFT SUPPLIES NEEDED TO MAKE DISPOSABLE CUP SNOWMEN**

- White styrofoam cups or white paper disposable cups
- Felt – we used green felt, pink felt, blue felt, purple felt & orange felt
- Medium pom poms
- Pipe cleaners
- White craft glue
- Scissors
- Black marker

<https://youtu.be/qVPGQftEuWs?si=AN8zvNBUNDLE292w>



